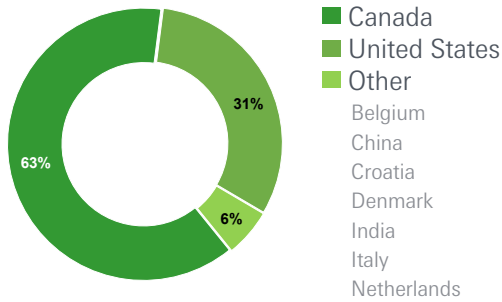


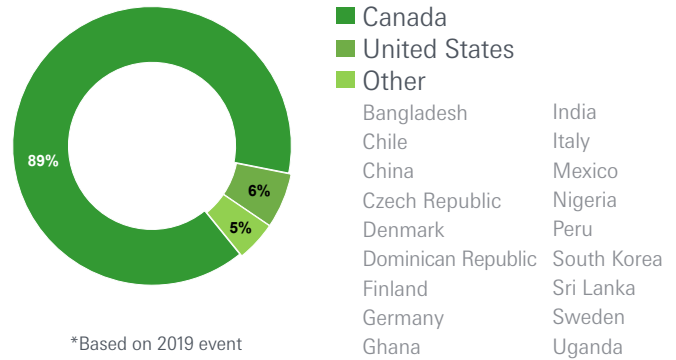
# FACTS & FIGURES

## Exhibitor Figures\*



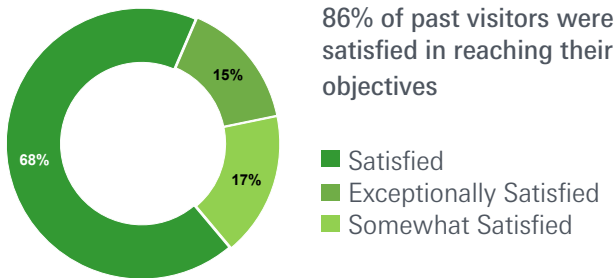
\*Based on 2019 event

## Visitor Figures\*

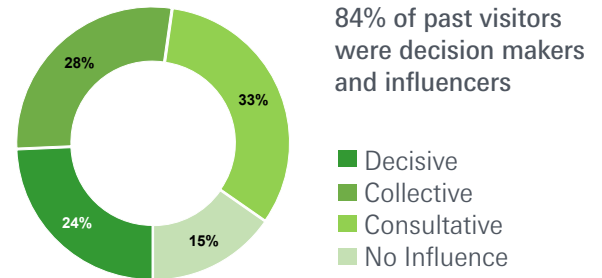


\*Based on 2019 event

## Visitor Satisfaction: Reaching Trade Fair Objectives



## Visitor Influence on Purchasing Decisions



## Top Areas of Visitor Interest\*

CWRE		MEC	
Recycling	58%	Municipal Equipment	60%
Transportation	36%	Sustainable Buildings	30%
Waste Treatment	35%	Water Management	25%
Compost	31%	Public Works	13%
Scrap	28%	Traffic / Road Control	11%

\*Based on 2019 attendee surveys

## Top Occupational Positions of Trade Visitors

