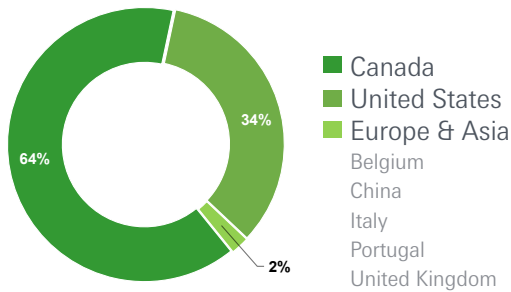




FACTS & FIGURES

Exhibitor Figures*

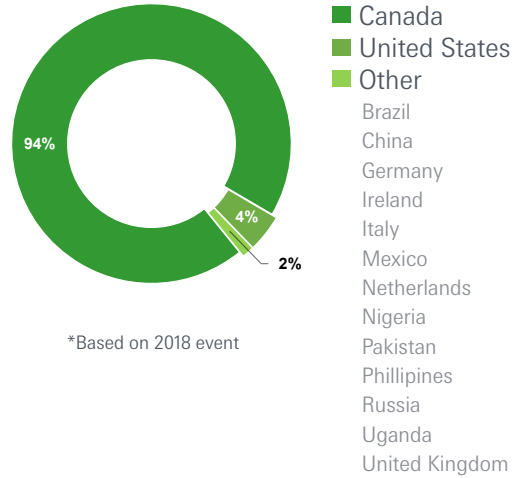
187 exhibitors from 6 countries



*Based on 2018 event

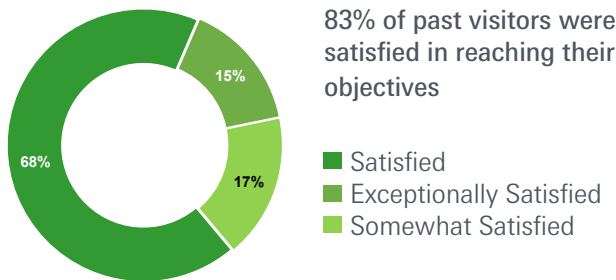
Visitor Figures*

2,195 visitors from 15 countries



*Based on 2018 event

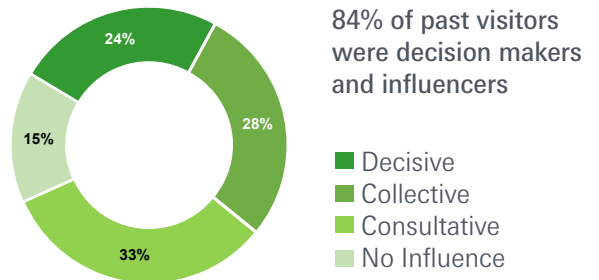
Visitor Satisfaction: Reaching Trade Fair Objectives



83% of past visitors were satisfied in reaching their objectives

■ Satisfied
■ Exceptionally Satisfied
■ Somewhat Satisfied

Visitor Influence on Purchasing Decisions



84% of past visitors were decision makers and influencers

■ Decisive
■ Collective
■ Consultative
■ No Influence

Top Areas of Visitor Interest*

| CWRE | MEC |
|---------------------|----------------------------|
| Recycling 52% | Sustainable Buildings 36% |
| Transportation 41% | Municipal Equipment 22% |
| Compost 38% | Water Management 20% |
| Waste Treatment 39% | Public Works 18% |
| Scrap 36% | Traffic / Road Control 14% |

*Based on 2018 attendee surveys

Top Occupational Positions of Trade Visitors

